

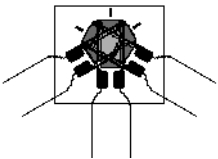

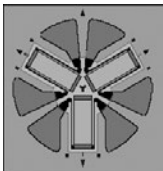



Delta Rosettes (General-Use)

FEATURES

- Gage patterns designed for determining principle stresses and strains
- All patterns have three grids oriented at 0°, 60° and 120° angles
- Both stacked and planar constructions available
- Gage lengths from 0.30" (0.76 mm) to 0.125" (3.18 mm)

General Purpose Strain Gages

GAGE PATTERN	GAGE SERIES See Note 1	GAGE RESISTANCE (OHMS)	GAGE LENGTH	
			inches	millimeters
030YB   actual size	EA, SA	120	0.03	0.76
060WY   actual size	WA, WK, SA, SK	120, 350, 1000	0.06	1.52
125UY   actual size	CEA	120, 350	0.125	3.18

Note 1: Products with designations and options shown in **bold** are not RoHS compliant.

See <http://www.micro-measurements.com/stress-analysis-strain-gages/delta-rosettes/>